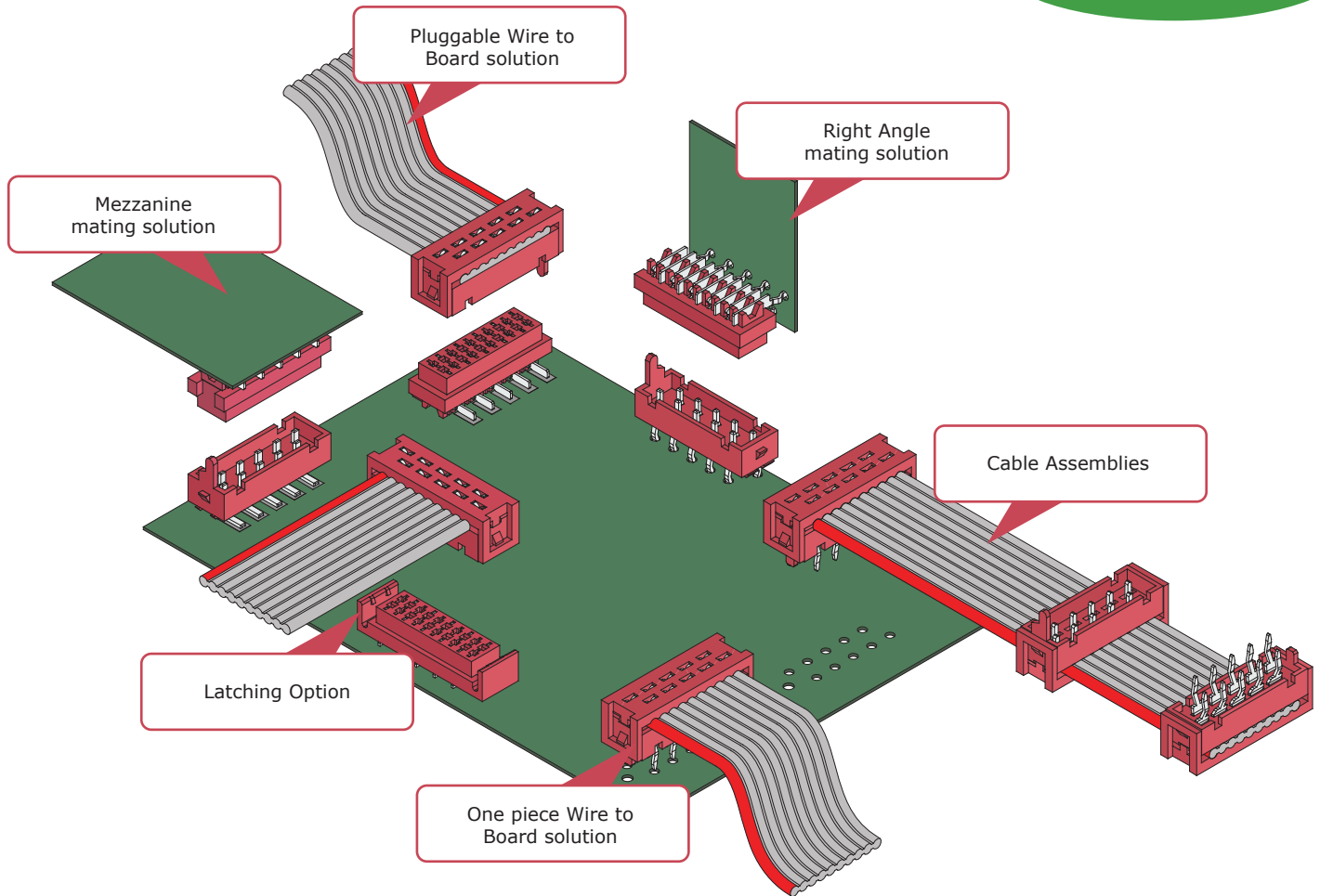


Application Guide

NEW RANGE

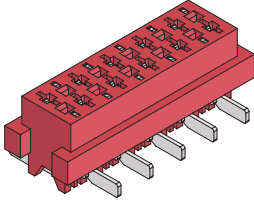


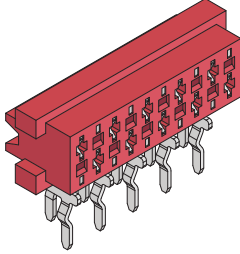
Micro Range Features:

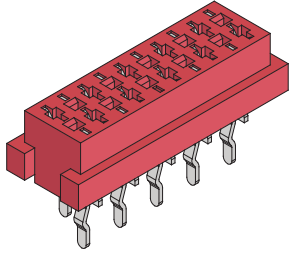
- Allows Wire to Board and Board to Board connection.
- Small footprint with SMT and Thru hole options.
- Terminates to standard .050" pitch ribbon cable - cost effective and small PCB real estate.
- 04, 06, 08, 10, 12, 14, 16, 18 and 20 contacts.
- All mating combinations are polarised to ensure correct mating orientation.
- Latched option for wire to board connection.

We Sell Service... The Connectors Are Free!

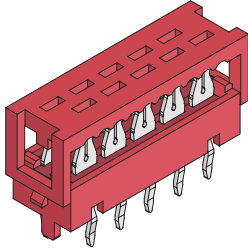
Micro Connectors - Product Range

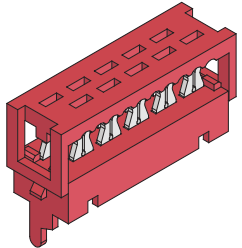
Micro 01

Female Header
Straight
SMT
Latch Option
Polarized insulator cut out
Mates with: Micro 05, 06 & 07

Micro 02

Female Header
Right Angle
Thru Hole, Kinked Pin
Polarized insulator cut out
Mates with: Micro 05, 06 & 07

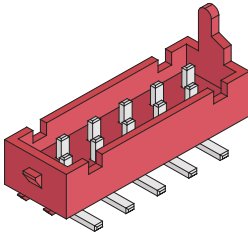
Micro 03

Female Header
Straight
Thru Hole, Kinked Pin
Latch Option
Polarized achieved by PCB cut out
Mates with: Micro 05, 06 & 07

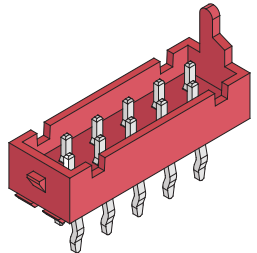
Wire to Board Applications

Micro 04

Plug
PCB and Cable Termination
PCB Locating Peg
Terminates to: .050" Ribbon Cable

Micro 05

Male on wire
Polarizing Peg
Mates with: Micro 01, 02 & 03
Terminates to: .050" Ribbon Cable

Board to Board Applications

Micro 06

Male Header
Straight
SMT
Polarizing Peg
Mates with: Micro 01, 02 & 03

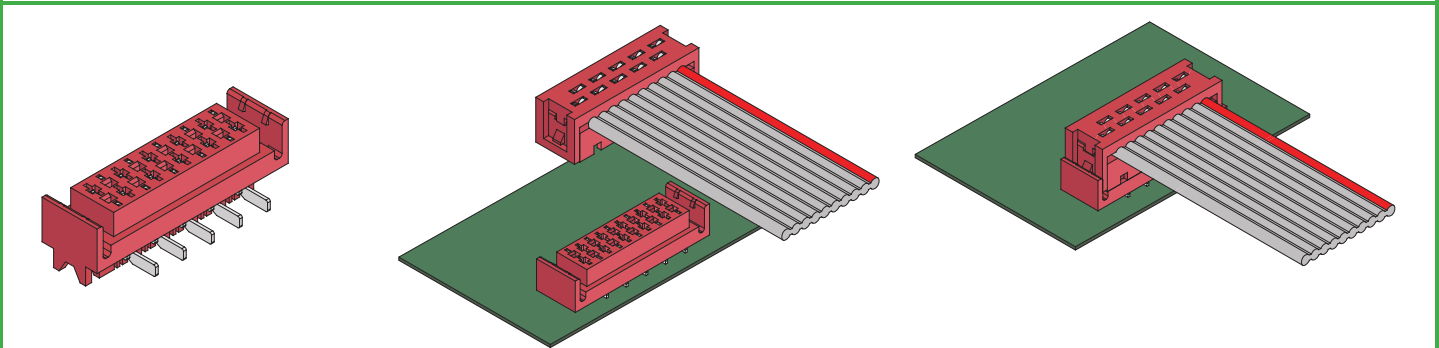
Micro 07

Male Header
Straight
Thru Hole
Polarizing Peg
Mates with: Micro 01, 02 & 03

We Sell Service... The Connectors Are Free!

Specification	
Connector Pitch	.050" (1.27mm) Standard
Number of Contacts	04, 06, 08, 10, 12, 14, 16, 18 and 20
Contact Material	Phosphor Bronze
Contact Plating	Sn over Ni
Insulator Material	PBT or PA46 (Check drawings)
Insulator Colour	Red
Flammability Rating	UL94V-0
Contact Resistance	20mΩ Max.
Insulation Resistance	1000MΩ Min.
Current Rating	1.0A Max.
Temperature Range	-40°C to +105°C
Cable Type	Ribbon Cable
Conductor Spacing	.050" (1.27mm) Staggered

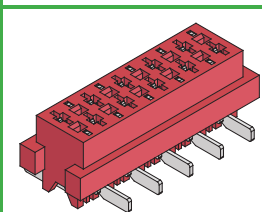
Product Features

Latching Option

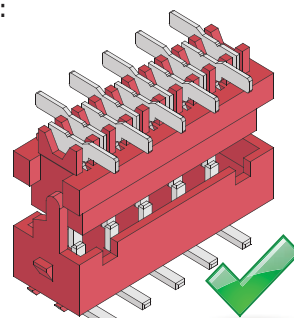


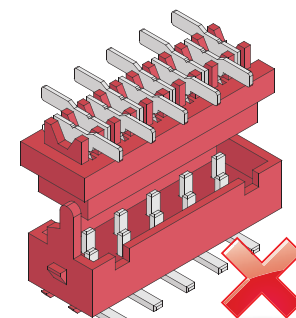
Wire to board only, Micro-01 or Micro-03 in combination with Micro-05

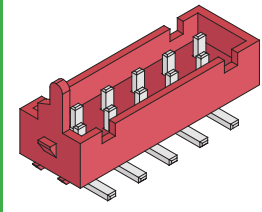
Polarization



Polarized insulator cut out connectors:
Micro 01, 02 and 03
Note: Micro 03 a pcb cut out is required

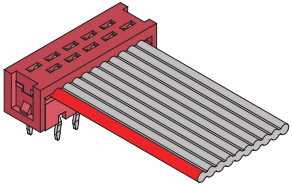
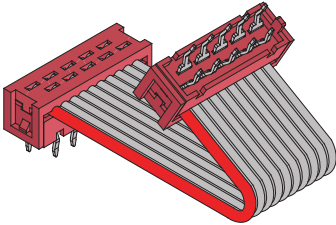
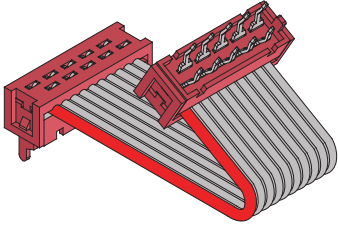
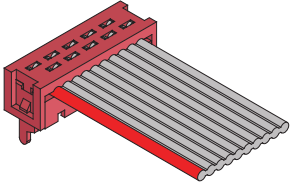
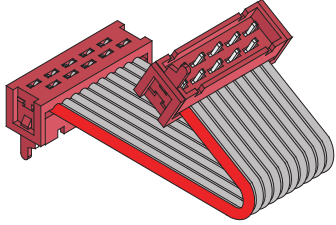


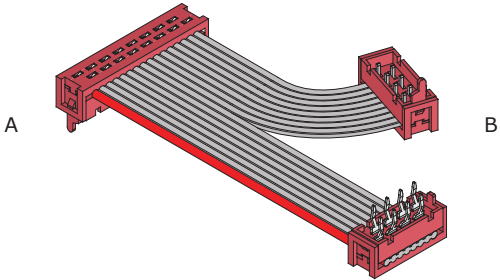
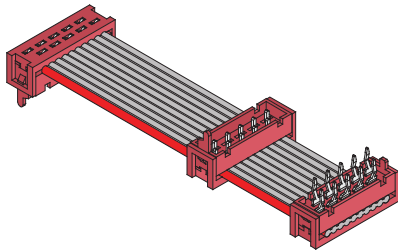


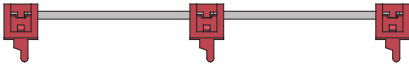
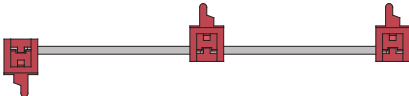
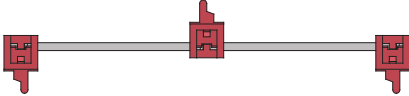
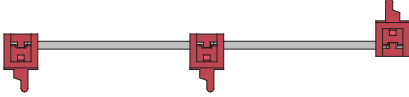


Polarizing peg connectors:
Micro 05, 06 and 07

We Sell Service... The Connectors Are Free!

Styles		
Single End	Double End	Transfer End
Board in Plug	Board in Plug to Board in Plug	Male on Wire to Board in Plug
		
Male on Wire	Male on Wire to Male on Wire	
		

Special Options Available - Contact MLE	
Breakout (end B - with or without connectors)	Daisy Chain (more than 2 connectors)
	

Orientation Options for Daisy Chain (Micro-05 examples)	
S = Standard	
R = Reversed	
M = Middle Reversed	
O = Outside Reversed	

Interactive cable assembly builder and quote generator here:

www.mlelectronic.com/idc/

We Sell Service... The Connectors Are Free!